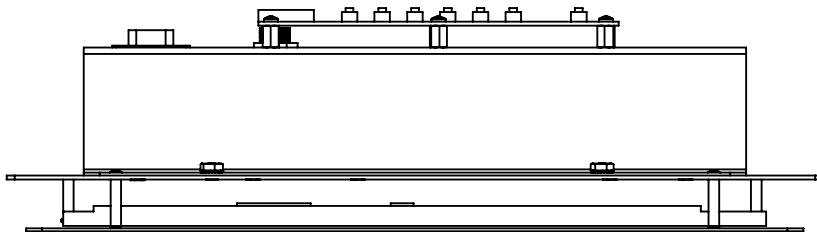


4

3

2

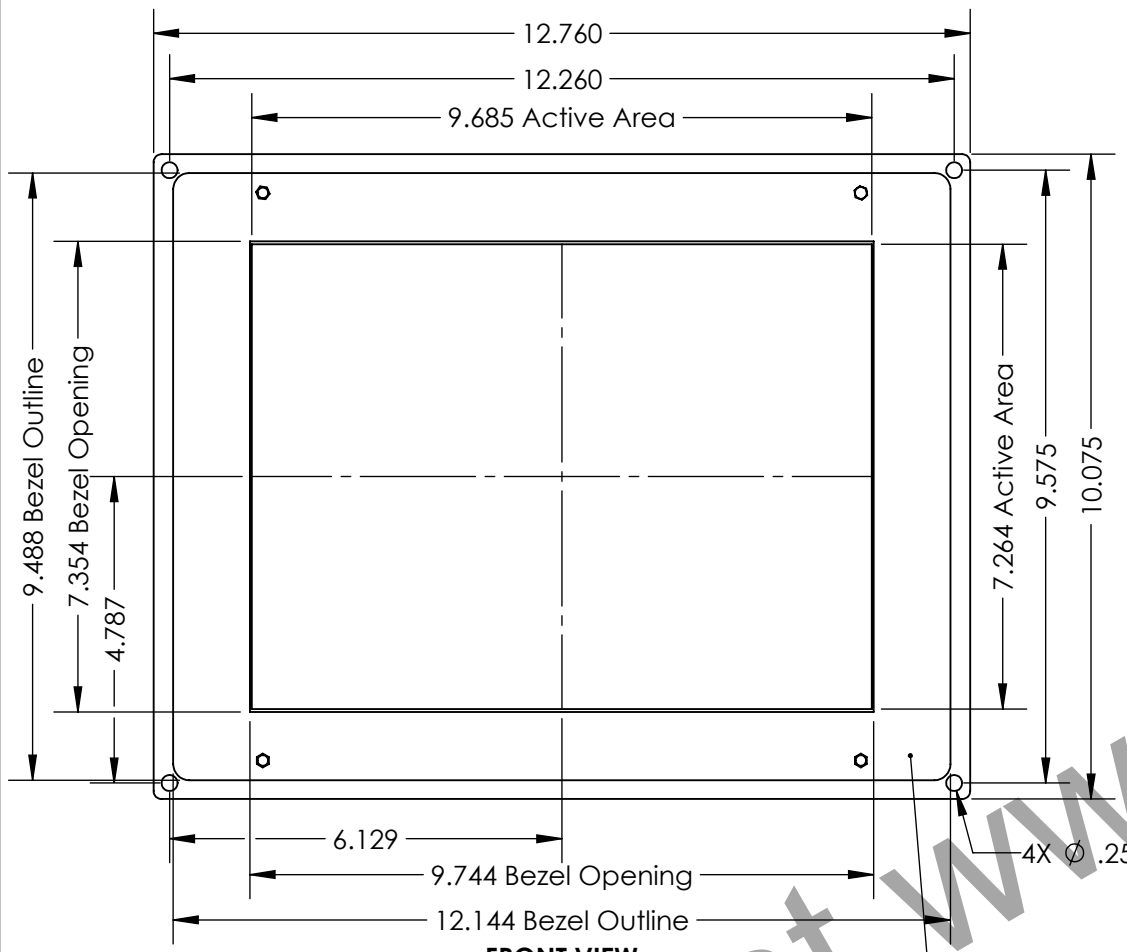
1



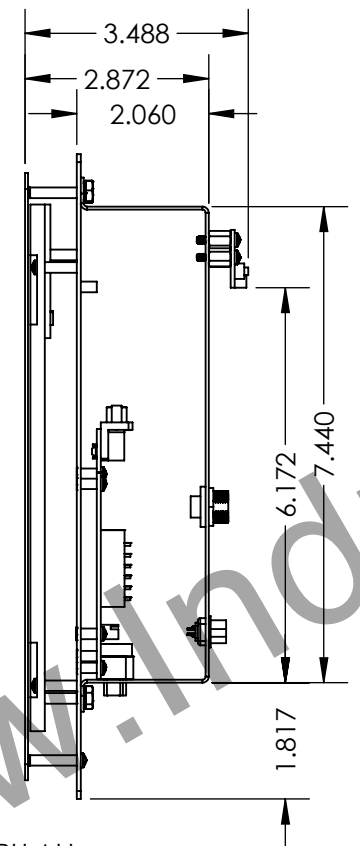
TOP VIEW

REV.	DESCRIPTION	DATE	APPROVED
01	PROTOTYPE RELEASE	10/06/2010	OBM
02	CHG MADE TO REAR PNL, CHG STANOFFS FOR BEZEL, MOVED KEYPAD OUTSIDE, CHG TO REV 02	10/18/2012	OBM
03	REPLACED 1702678 REV 04 WITH REV 05 & 1706326 REV 03 WITH REV 04	11/20/14	OBM
04	CHG 1702678 REV 06 WITH REV 07, CHG 1712347 REV 03 WITH REV 04	5/5/2016	OBM

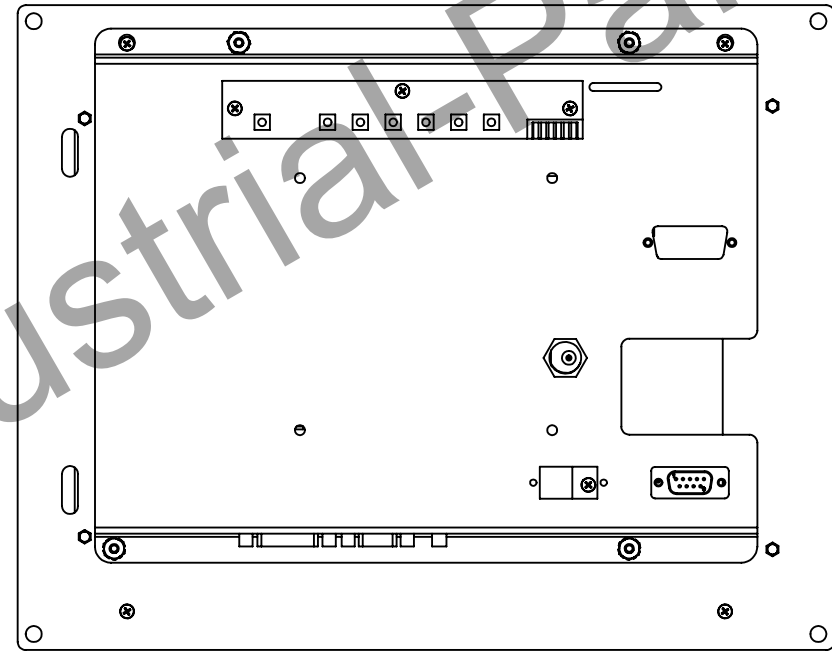
B



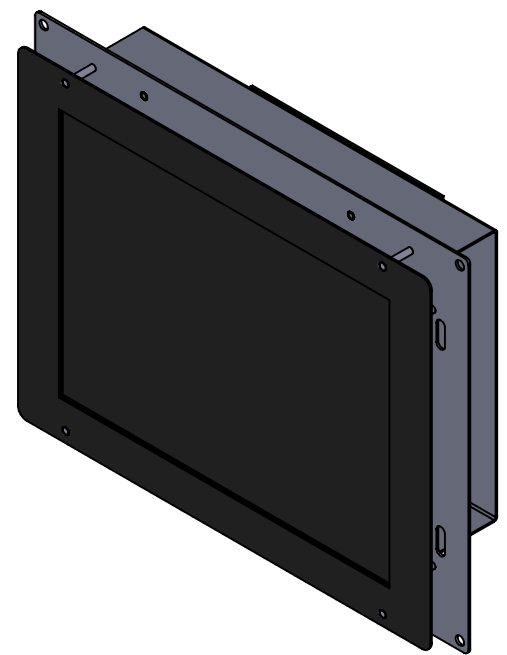
FRONT VIEW



SIDE VIEW

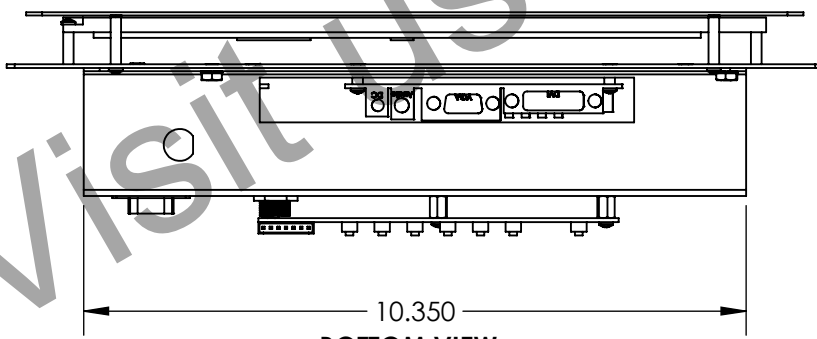


REAR VIEW



B

A



BOTTOM VIEW

A

OPTIONAL BEZEL

4X Ø .250 THRU ALL

PROPRIETARY AND CONFIDENTIAL
 THE INFORMATION CONTAINED IN THIS DRAWING IS THE SOLE PROPERTY OF DYNAMIC DISPLAY, INC. ANY REPRODUCTION IN PART OR AS A WHOLE WITHOUT THE WRITTEN PERMISSION OF DYNAMIC DISPLAY, INC. IS PROHIBITED.

UNLESS OTHERWISE SPECIFIED:		NAME	DATE
DIMENSIONS ARE IN INCHES		DRAWN	SRS 10/18/2012
TOLERANCES:		CHECKED	DR 10/18/2012
FRACTIONAL ±		ENG APPR.	OBM 10/18/2012
ANGULAR: MACH ± BEND ±.5°		MFG APPR.	TJP 10/18/2012
TWO PLACE DECIMAL ±.020		Q.A.	MRC 10/18/2012
THREE PLACE DECIMAL ±.010		COMMENTS:	
INTERPRET GEOMETRIC TOLERANCING PER:			
MATERIAL			
FINISH			
DO NOT SCALE DRAWING			

Dynamic Displays, Inc.

TITLE:
OUTLINE DWG, 12.1" RETROFIT/14" CRT

SIZE DWG. NO. REV
B 0014127 04

SCALE: 1:3 SHEET 1 OF 1

4

3

2

1