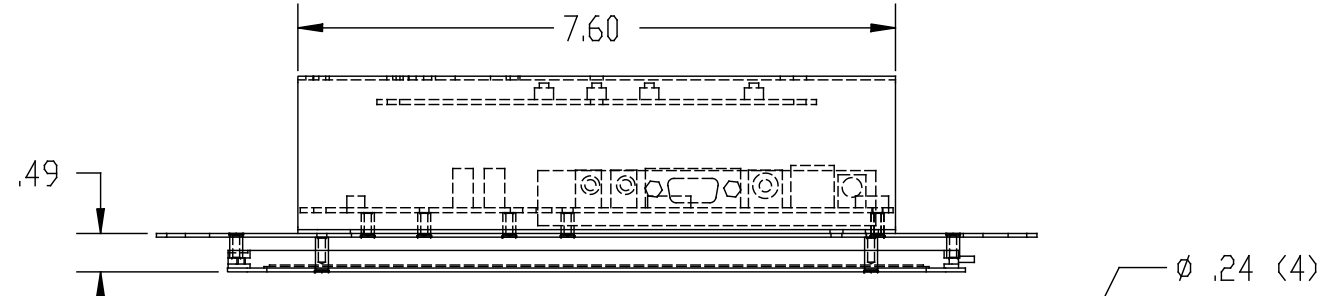
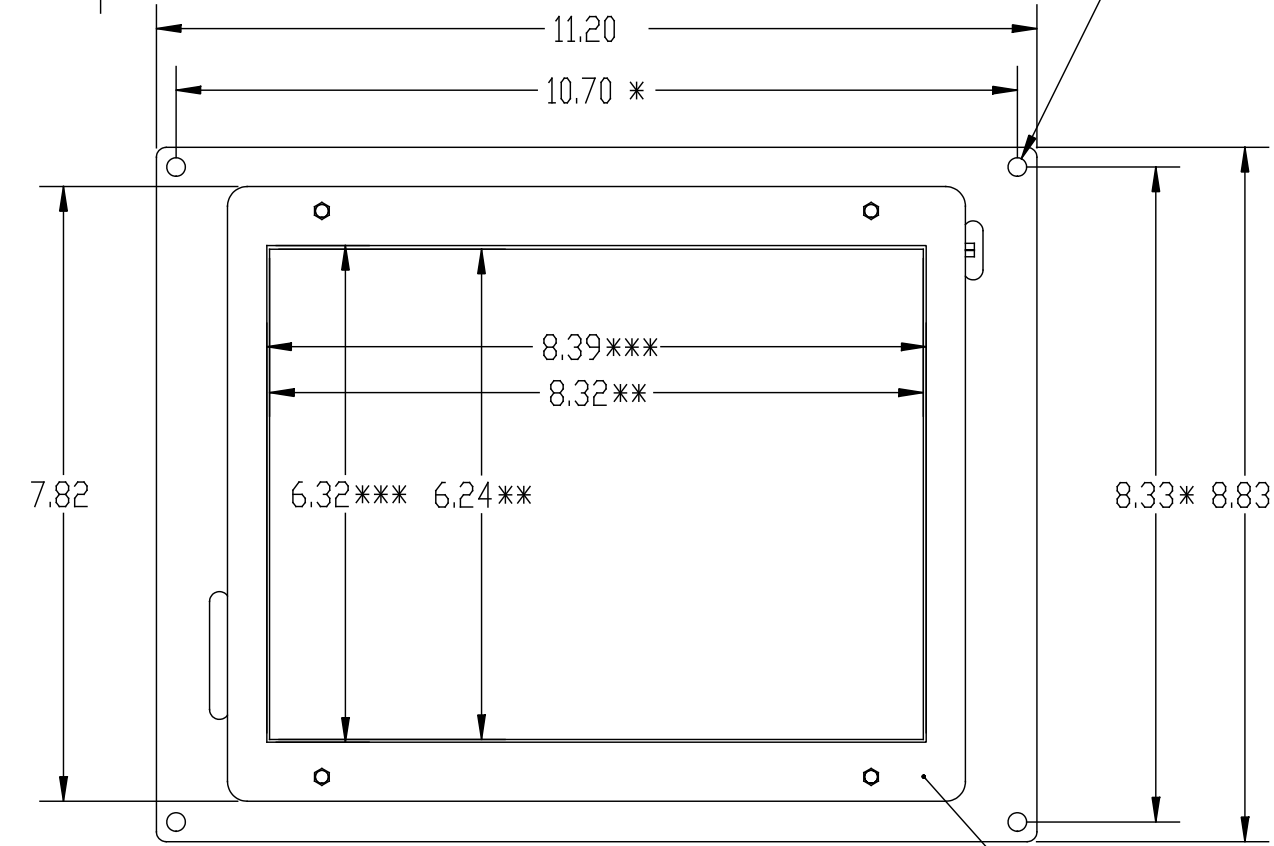


REVISIONS			
REV.	DESCRIPTION	DATE	APPROVED
01	PROTOTYPE RELEASE	1/26/2010	
02	SEE DRAWINGS FOR EACH ITEM	4/13/2010	

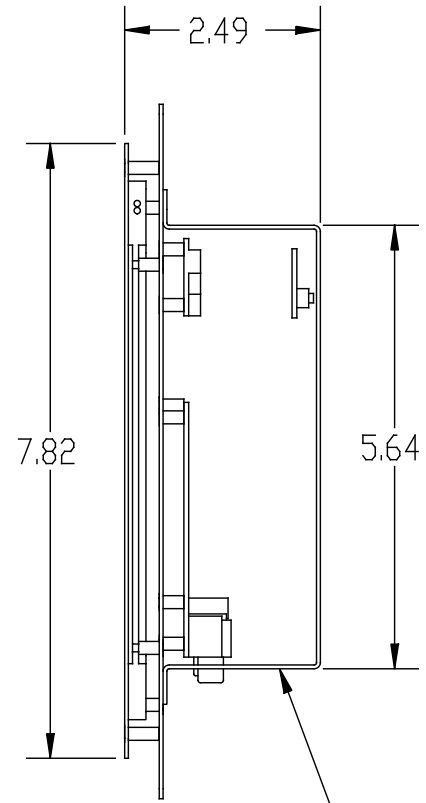
TOP VIEW



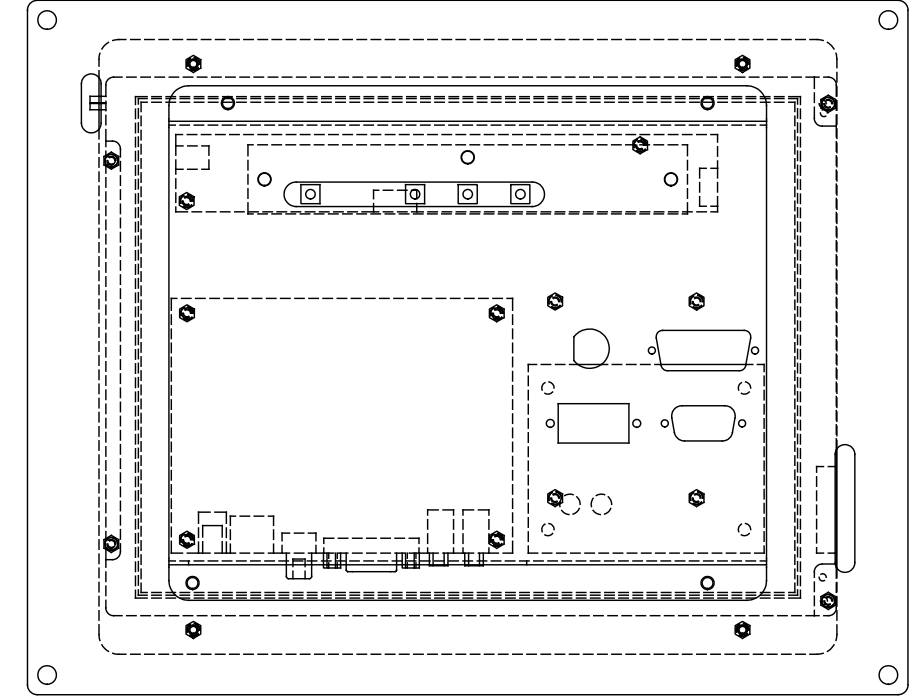
FRONT VIEW



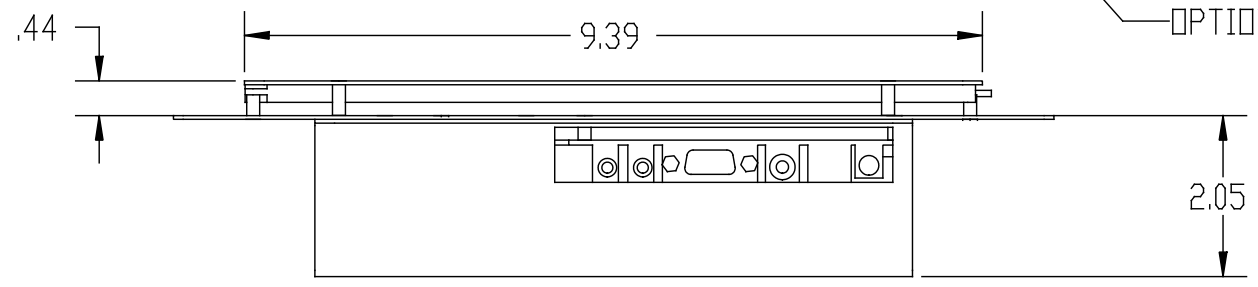
SIDE VIEW



REAR VIEW



BOTTOM VIEW



* EXISTING CHASSIS MOUNTING HOLES
 ** VIEWING AREA
 *** BEZEL OPENING

PROPRIETARY AND CONFIDENTIAL
 THE INFORMATION CONTAINED IN THIS
 DRAWING IS THE SOLE PROPERTY OF
 DYNAMIC DISPLAYS, INC. ANY
 REPRODUCTION IN PART OR AS A WHOLE
 WITHOUT THE WRITTEN PERMISSION OF
 DYNAMIC DISPLAYS, INC. IS
 PROHIBITED.

		UNLESS OTHERWISE SPECIFIED:		NAME	DATE	Dynamic Displays, Inc.
		DIMENSIONS ARE IN INCHES		DRAWN	ARJ	
		TOLERANCES:		CHECKED		TITLE:
		FRACTIONAL ±		ENG APPR.		OUTLINE DWG,
		ANGULAR: MACH ± BEND ± .5°		MFG APPR.		10.4" RETROFIT/12" CRT
		TWO PLACE DECIMAL ± .020		Q.A.		SIZE DWG. NO.
		THREE PLACE DECIMAL ± .010		COMMENTS:		B 0014125
		INTERPRET GEOMETRIC TOLERANCING PER:				REV
		MATERIAL:				02
NEXT ASSY	USED ON	FINISH				SCALE: 1:2
APPLICATION		DO NOT SCALE DRAWING				SHEET 1 OF 1