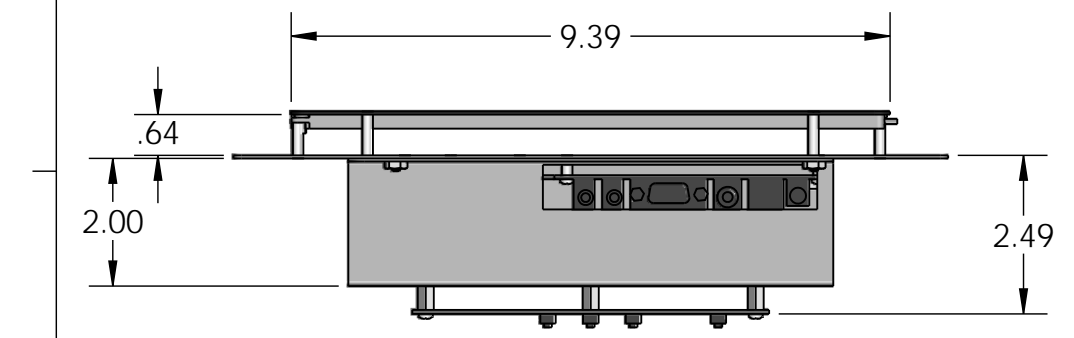
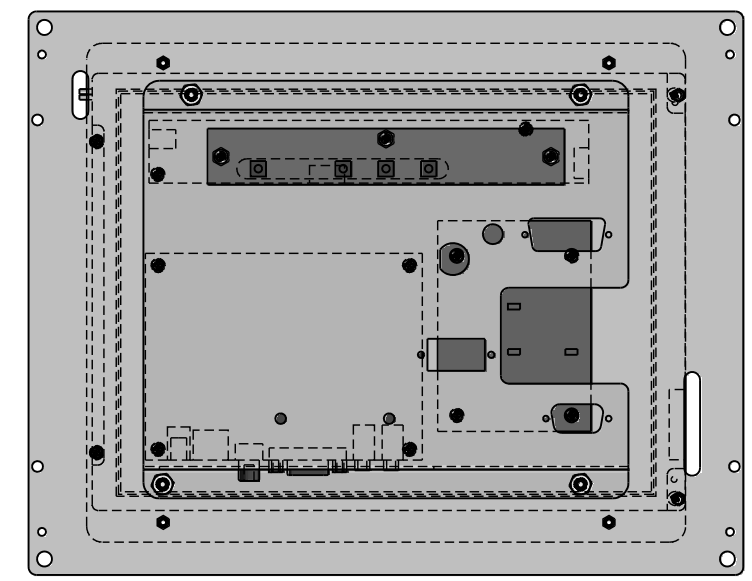
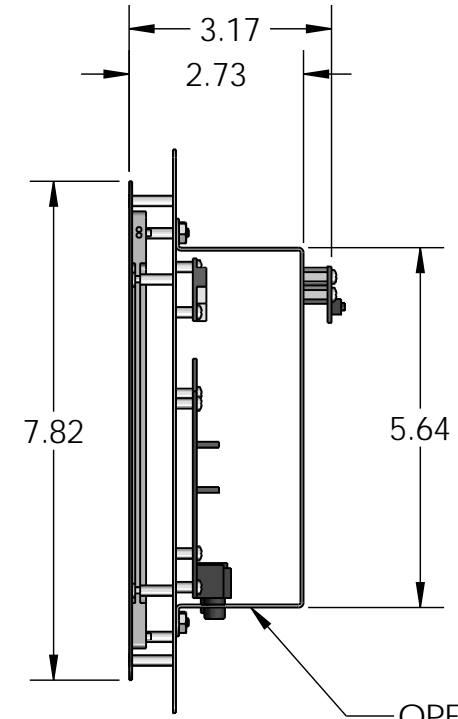
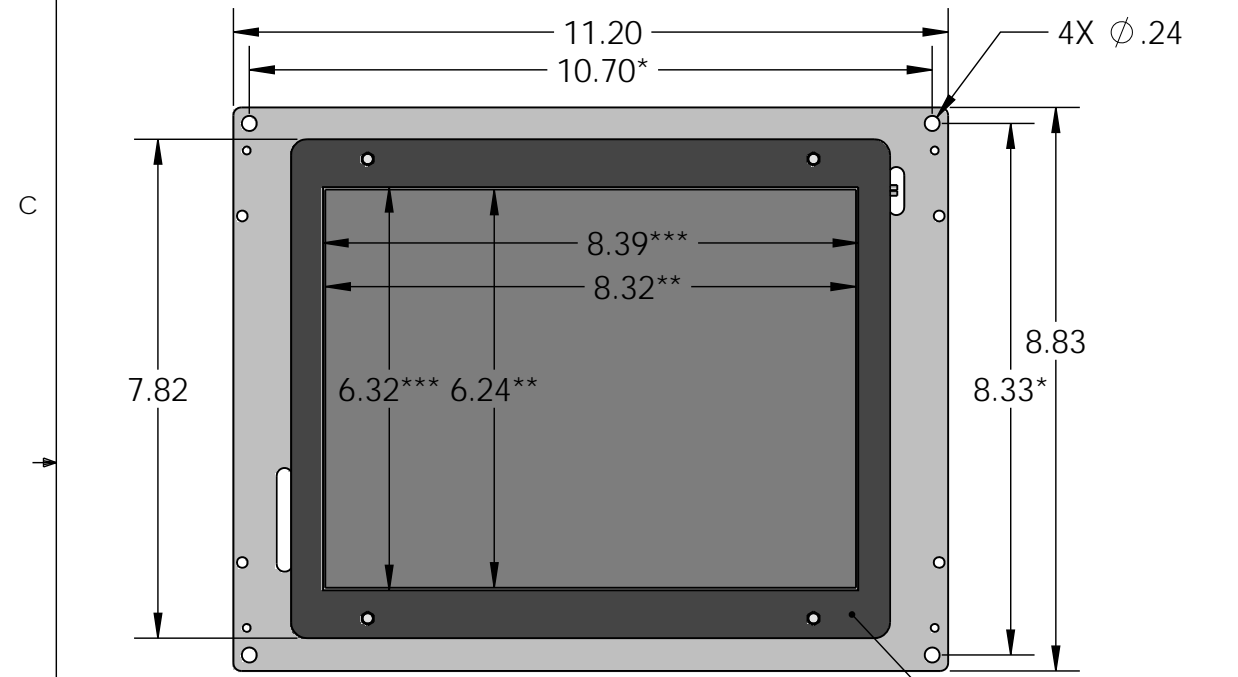



REVISIONS			
REV.	DESCRIPTION	DATE	APPROVED
01	PROTOTYPE RELEASE	1/26/2010	
02	SEE DRAWINGS FOR EACH ITEM	4/13/2010	
03	CREATED SLOT OPENING FOR DIFFERENTIAL BOARD, MOVED CONTROLS TO OUTSIDE, CHG TO REV 03	10/22/2012	SRS
04	MOVED SGL D HOLE, ADDED 5/16 HOLE TO REAR COVER	11/5/2012	SRS



NOTES:
 *EXISTING CHASSIS MOUNTING HOLES
 **VIEWING AREA
 ***BEZEL OPENING

PROPRIETARY AND CONFIDENTIAL
 THE INFORMATION CONTAINED IN THIS DRAWING IS THE SOLE PROPERTY OF DYNAMIC DISPLAYS, INC. ANY REPRODUCTION IN PART OR AS A WHOLE WITHOUT THE WRITTEN PERMISSION OF DYNAMIC DISPLAYS, INC. IS PROHIBITED.

UNLESS OTHERWISE SPECIFIED:		NAME	DATE	Dynamic Displays, Inc. TITLE: OUTLINE DWG, 10.4" RETOROFIT/12" CRT		
DIMENSIONS ARE IN INCHES		DRAWN	SRS			
TOLERANCES:		CHECKED				
FRACTIONAL ±		ENG APPR.				
ANGULAR: MACH ± BEND ±.5°		MFG APPR.				
TWO PLACE DECIMAL ±.020		Q.A.		SIZE	DWG. NO.	REV
THREE PLACE DECIMAL ±.010		COMMENTS:		B	0014125	04
INTERPRET GEOMETRIC TOLERANCING PER:				SCALE: 1:3	WEIGHT:	SHEET 1 OF 1
MATERIAL						
FINISH						
NEXT ASSY	USED ON					
APPLICATION		DO NOT SCALE DRAWING				