

4

3

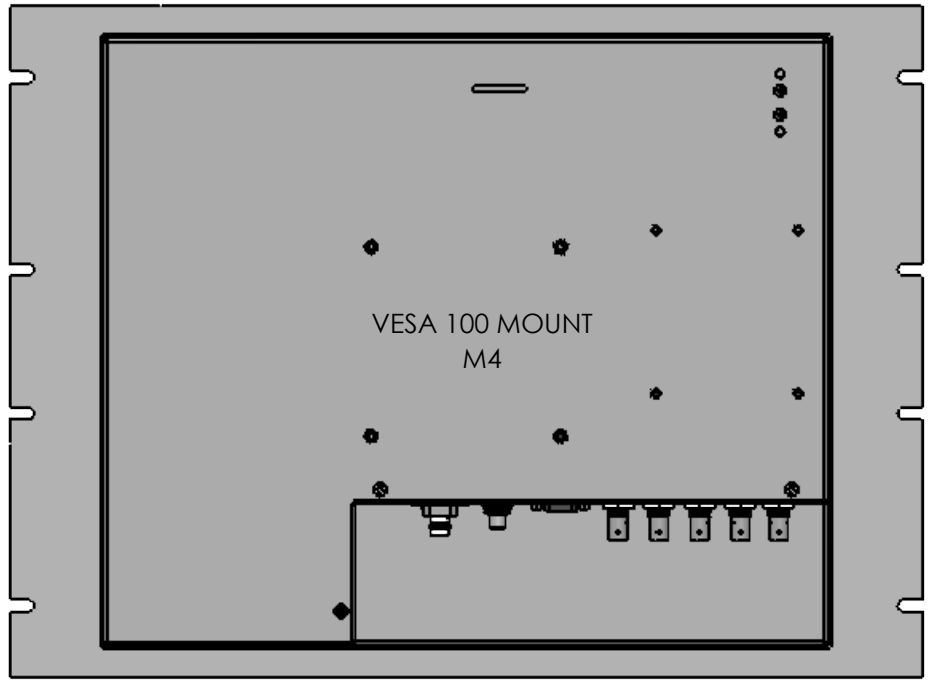
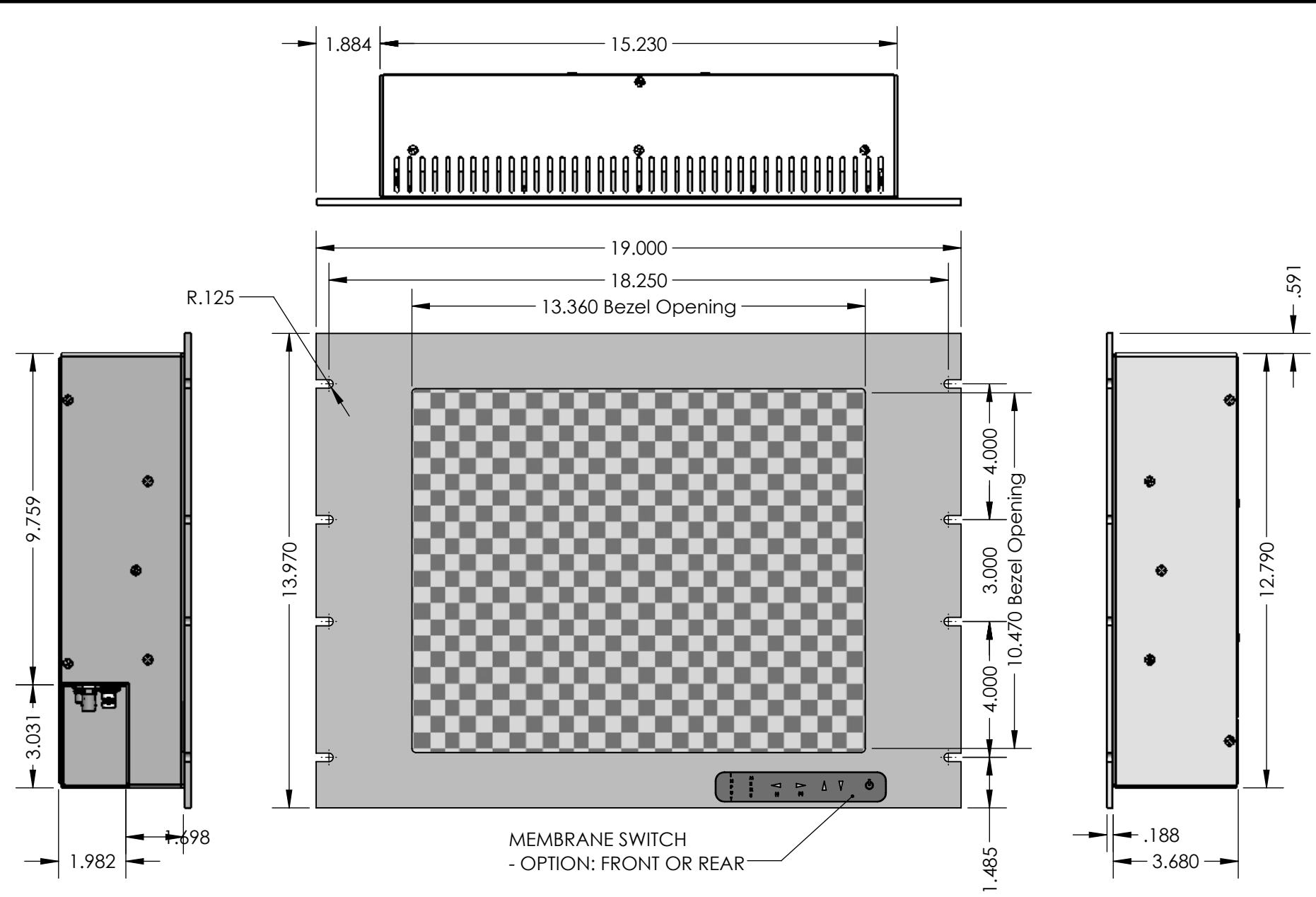
2

1

REV.	DESCRIPTION	DATE	APPROVED
01	PROTOTYPE RELEASE	7/3/2006	OBM
02	3.80 WAS 3.55 - INTERFACE AREA	5/30/2009	OBM
03	UPDATE COMPONENTS	12/03/2014	OBM
04	ADD INTERNAL POWER SUPPLY AND UNIVERSAL INPUT BRACKET	3/7/2016	OBM

B

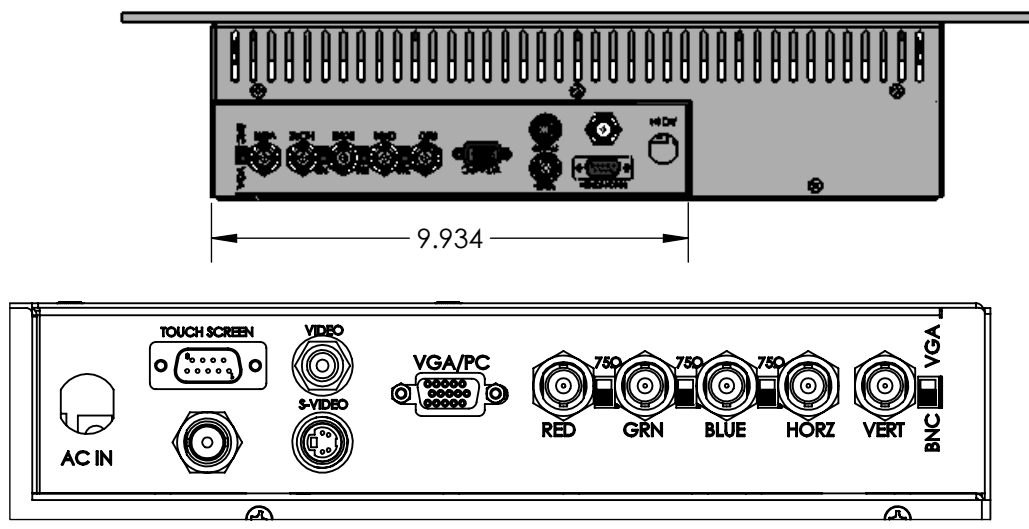
B



MEMBRANE SWITCH
- OPTION: FRONT OR REAR

A

A



INPUT INTERFACE BRACKET
SHOWN WITH ALL OPTIONS

PROPRIETARY AND CONFIDENTIAL
THE INFORMATION CONTAINED IN THIS DRAWING IS THE SOLE PROPERTY OF DYNAMIC DISPLAY, INC. ANY REPRODUCTION IN PART OR AS A WHOLE WITHOUT THE WRITTEN PERMISSION OF DYNAMIC DISPLAY, INC. IS PROHIBITED.

UNLESS OTHERWISE SPECIFIED:		NAME	DATE
DIMENSIONS ARE IN INCHES			
TOLERANCES:			
FRACTIONAL ±			
ANGULAR: MACH ±	BEND ±.5°		
TWO PLACE DECIMAL	±.020		
THREE PLACE DECIMAL	±.010		
INTERPRET GEOMETRIC TOLERANCING PER:			
MATERIAL			
FINISH			
DO NOT SCALE DRAWING			

Dynamic Displays, Inc.		
TITLE:		
OUTLINE DWG, 17" LCD, RACK MOUNT		
SIZE	DWG. NO.	REV
B	0014105	04
SCALE: 1:4	WEIGHT:	SHEET 1 OF 1

4

3

2

1